

American Equity is the Gold Standard for Indexed Annuities






5000 WESTOWN PARKWAY
WEST DES MOINES, IA 50266

TRUE Liquidity 10% of Contract Value available annually after 1st year
TRUE Asset Preservation with NO Surrender Charge at Death

TRUE Diversified Interest Crediting Methods

Indexed Product PROFILE

800-888-2829

PRODUCT	INTEREST RATES EFFECTIVE 8/1/2008 (RATES SUBJECT TO CHANGE)	MINIMUM RATES	MINIMUM/MAXIMUM PREMIUM	ISSUE AGE ¹	PENALTY-FREE WITHDRAWALS	SURRENDER CHARGE ¹																																								
BONUS GOLD INDEX-1-07 Call for State Availability 	Includes a 10% Premium Bonus on all 1st year Premiums for Issue Ages 0-80, 5% Premium Bonus Issue Ages 81-85 <table border="1"> <thead> <tr> <th></th> <th>Cap</th> <th>PR</th> <th>Asset Fee</th> </tr> </thead> <tbody> <tr> <td>S&P 500 Annual Monthly Average w/PR⁺</td> <td>N/A</td> <td>60%</td> <td>N/A</td> </tr> <tr> <td>S&P 500 Annual Monthly Average w/Cap</td> <td>7.5%</td> <td>N/A</td> <td>0%</td> </tr> <tr> <td>Dow Annual Monthly Average w/Cap</td> <td>7.5%</td> <td>N/A</td> <td>0%</td> </tr> <tr> <td>Dow Annual Pt to Pt w/Cap</td> <td>6.5%</td> <td>N/A</td> <td>0%</td> </tr> <tr> <td>S&P 500 Annual Pt to Pt w/PR⁺</td> <td>N/A</td> <td>40%</td> <td>N/A</td> </tr> <tr> <td>S&P 500 Annual Pt to Pt w/Cap</td> <td>6.5%</td> <td>N/A</td> <td>0%</td> </tr> <tr> <td>S&P 500 Monthly Pt to Pt⁺</td> <td>2.2%*</td> <td>N/A</td> <td>0%</td> </tr> <tr> <td>Lehman Brothers U.S. Aggregate Annual Pt to Pt</td> <td>4%</td> <td>N/A</td> <td>0%</td> </tr> <tr> <td>Current Fixed Value Rate</td> <td colspan="3">3.25%⁺⁺</td> </tr> </tbody> </table>		Cap	PR	Asset Fee	S&P 500 Annual Monthly Average w/PR ⁺	N/A	60%	N/A	S&P 500 Annual Monthly Average w/Cap	7.5%	N/A	0%	Dow Annual Monthly Average w/Cap	7.5%	N/A	0%	Dow Annual Pt to Pt w/Cap	6.5%	N/A	0%	S&P 500 Annual Pt to Pt w/PR ⁺	N/A	40%	N/A	S&P 500 Annual Pt to Pt w/Cap	6.5%	N/A	0%	S&P 500 Monthly Pt to Pt ⁺	2.2%*	N/A	0%	Lehman Brothers U.S. Aggregate Annual Pt to Pt	4%	N/A	0%	Current Fixed Value Rate	3.25%⁺⁺			Minimum Guaranteed Interest Rate (MGIR): Currently 3.00%** Minimum Guaranteed Surrender Value (MGSV): 80% of 1 st year premiums and premium bonus issue ages 0-80 (84% for issue ages 81-85), plus 87.5% additional premiums received after 1st contract year, less withdrawal proceeds, at MGIR, compounded annually	Min: 5,000 Max: 0-69 \$1,000,000 70-79 \$500,000 80-85 \$250,000	0-80 Qual 0-85 Non-Qual	10% of Contract Value Annually, Starting Yr 2. Systematic W/D & RMD Immediately from Fixed Value. ² Lifetime Income Benefit Rider (LIBR-2008) ⁴	0-80: 20,19.5,19,18.5,18,17.5,17,16,15,14,12,10,8,6,4,2,0% (16 years) 81-85: 9,8,7,6,5,4,3,2,1,0% (9 years)
	Cap	PR	Asset Fee																																											
S&P 500 Annual Monthly Average w/PR ⁺	N/A	60%	N/A																																											
S&P 500 Annual Monthly Average w/Cap	7.5%	N/A	0%																																											
Dow Annual Monthly Average w/Cap	7.5%	N/A	0%																																											
Dow Annual Pt to Pt w/Cap	6.5%	N/A	0%																																											
S&P 500 Annual Pt to Pt w/PR ⁺	N/A	40%	N/A																																											
S&P 500 Annual Pt to Pt w/Cap	6.5%	N/A	0%																																											
S&P 500 Monthly Pt to Pt ⁺	2.2%*	N/A	0%																																											
Lehman Brothers U.S. Aggregate Annual Pt to Pt	4%	N/A	0%																																											
Current Fixed Value Rate	3.25%⁺⁺																																													
ADVANTAGE GOLD INDEX-6-07 Call for State Availability 	Includes a 5% Premium Bonus on all 1st year Premiums ¹ <table border="1"> <thead> <tr> <th></th> <th>Cap</th> <th>PR</th> <th>Asset Fee</th> </tr> </thead> <tbody> <tr> <td>S&P 500 Annual Monthly Average w/PR</td> <td>N/A</td> <td>55%</td> <td>N/A</td> </tr> <tr> <td>S&P 500 Annual Monthly Average w/Cap</td> <td>7%</td> <td>N/A</td> <td>0%</td> </tr> <tr> <td>S&P 500 Annual Pt to Pt w/PR</td> <td>N/A</td> <td>35%</td> <td>N/A</td> </tr> <tr> <td>S&P 500 Annual Pt to Pt w/Cap</td> <td>6%</td> <td>N/A</td> <td>0%</td> </tr> <tr> <td>S&P 500 Monthly Pt to Pt⁺</td> <td>2.1%*</td> <td>N/A</td> <td>0%</td> </tr> <tr> <td>Lehman Brothers U.S. Aggregate Annual Pt to Pt</td> <td>4%</td> <td>N/A</td> <td>0%</td> </tr> <tr> <td>Current Fixed Value Rate</td> <td colspan="3">3.15%⁺⁺</td> </tr> </tbody> </table>		Cap	PR	Asset Fee	S&P 500 Annual Monthly Average w/PR	N/A	55%	N/A	S&P 500 Annual Monthly Average w/Cap	7%	N/A	0%	S&P 500 Annual Pt to Pt w/PR	N/A	35%	N/A	S&P 500 Annual Pt to Pt w/Cap	6%	N/A	0%	S&P 500 Monthly Pt to Pt ⁺	2.1%*	N/A	0%	Lehman Brothers U.S. Aggregate Annual Pt to Pt	4%	N/A	0%	Current Fixed Value Rate	3.15%⁺⁺			MGIR: Currently 3.00%** MGSV: 84% of 1 st year premiums and premium bonus, plus 87.5% of any additional premiums received after 1st contract year, less withdrawal proceeds, at MGIR, compounded annually	Min: 25,000 Max: 0-69 \$1,000,000 70-79 \$500,000 80-85 \$250,000	0-80 Qual 0-85 Non-Qual	10% of Contract Value Annually, Starting Yr 2. Systematic W/D & RMD Immediately from Fixed Value. ² Lifetime Income Benefit Rider (LIBR-2008) ⁴	16, 15, 14, 13, 11.5, 10, 8.5, 7, 5.5, 4, 0% (10 years)								
	Cap	PR	Asset Fee																																											
S&P 500 Annual Monthly Average w/PR	N/A	55%	N/A																																											
S&P 500 Annual Monthly Average w/Cap	7%	N/A	0%																																											
S&P 500 Annual Pt to Pt w/PR	N/A	35%	N/A																																											
S&P 500 Annual Pt to Pt w/Cap	6%	N/A	0%																																											
S&P 500 Monthly Pt to Pt ⁺	2.1%*	N/A	0%																																											
Lehman Brothers U.S. Aggregate Annual Pt to Pt	4%	N/A	0%																																											
Current Fixed Value Rate	3.15%⁺⁺																																													
INCOME GOLD INDEX-3-07 Call for State Availability 	Includes a 5% Premium Bonus on all 1st year Premiums ¹ <table border="1"> <thead> <tr> <th></th> <th>Cap</th> <th>PR</th> <th>Asset Fee</th> </tr> </thead> <tbody> <tr> <td>S&P 500 Annual Monthly Average w/PR⁺</td> <td>N/A</td> <td>60%</td> <td>N/A</td> </tr> <tr> <td>S&P 500 Annual Monthly Average w/Cap</td> <td>7.5%</td> <td>N/A</td> <td>0%</td> </tr> <tr> <td>Dow Annual Monthly Average w/Cap</td> <td>7.5%</td> <td>N/A</td> <td>0%</td> </tr> <tr> <td>Dow Annual Pt to Pt w/Cap</td> <td>6.5%</td> <td>N/A</td> <td>0%</td> </tr> <tr> <td>S&P 500 Annual Pt to Pt w/PR⁺</td> <td>N/A</td> <td>40%</td> <td>N/A</td> </tr> <tr> <td>S&P 500 Annual Pt to Pt w/Cap</td> <td>6.5%</td> <td>N/A</td> <td>0%</td> </tr> <tr> <td>S&P 500 Monthly Pt to Pt⁺</td> <td>2.2%*</td> <td>N/A</td> <td>0%</td> </tr> <tr> <td>Lehman Brothers U.S. Aggregate Annual Pt to Pt</td> <td>4%</td> <td>N/A</td> <td>0%</td> </tr> <tr> <td>Current Fixed Value Rate</td> <td colspan="3">3.25%⁺⁺</td> </tr> </tbody> </table>		Cap	PR	Asset Fee	S&P 500 Annual Monthly Average w/PR ⁺	N/A	60%	N/A	S&P 500 Annual Monthly Average w/Cap	7.5%	N/A	0%	Dow Annual Monthly Average w/Cap	7.5%	N/A	0%	Dow Annual Pt to Pt w/Cap	6.5%	N/A	0%	S&P 500 Annual Pt to Pt w/PR ⁺	N/A	40%	N/A	S&P 500 Annual Pt to Pt w/Cap	6.5%	N/A	0%	S&P 500 Monthly Pt to Pt ⁺	2.2%*	N/A	0%	Lehman Brothers U.S. Aggregate Annual Pt to Pt	4%	N/A	0%	Current Fixed Value Rate	3.25%⁺⁺			MGIR: Currently 3.00%** MGSV: 84% of 1 st year premiums and premium bonus, plus 87.5% of any additional premiums received after 1st contract year, less withdrawal proceeds, at MGIR, compounded annually	Min: 5,000 Max: 0-69 \$1,000,000 70-79 \$500,000 80-85 \$250,000	0-80 Qual 0-85 Non-Qual	10% of Contract Value Annually, Starting Yr 2. Systematic W/D & RMD Immediately from Fixed Value. ² Lifetime Income Benefit Rider (LIBR-2008) ⁴	15,14,13,12,11,10,8.5,7,5.5,4,2.5,1,0% (12 years)
	Cap	PR	Asset Fee																																											
S&P 500 Annual Monthly Average w/PR ⁺	N/A	60%	N/A																																											
S&P 500 Annual Monthly Average w/Cap	7.5%	N/A	0%																																											
Dow Annual Monthly Average w/Cap	7.5%	N/A	0%																																											
Dow Annual Pt to Pt w/Cap	6.5%	N/A	0%																																											
S&P 500 Annual Pt to Pt w/PR ⁺	N/A	40%	N/A																																											
S&P 500 Annual Pt to Pt w/Cap	6.5%	N/A	0%																																											
S&P 500 Monthly Pt to Pt ⁺	2.2%*	N/A	0%																																											
Lehman Brothers U.S. Aggregate Annual Pt to Pt	4%	N/A	0%																																											
Current Fixed Value Rate	3.25%⁺⁺																																													

American Equity is the Gold Standard for Indexed Annuities

PRODUCT	INTEREST RATES EFFECTIVE 8/1/2008 (RATES SUBJECT TO CHANGE)	MINIMUM RATES	MINIMUM/MAXIMUM PREMIUM	ISSUE AGE ¹	PENALTY-FREE WITHDRAWALS	SURRENDER CHARGE ¹																																								
FUTURE GOLD INDEX-4-05 Call for State Availability	<table border="1" style="width: 100%; border-collapse: collapse;"> <thead> <tr> <th></th> <th>Cap</th> <th>PR</th> <th>Asset Fee</th> </tr> </thead> <tbody> <tr> <td>S&P 500 Annual Monthly Average w/PR</td> <td>N/A</td> <td>60%</td> <td>N/A</td> </tr> <tr> <td>S&P 500 Annual Monthly Average w/Cap</td> <td>7.5%</td> <td>N/A</td> <td>0%</td> </tr> <tr> <td>S&P 500 Annual Pt to Pt w/PR</td> <td>N/A</td> <td>40%</td> <td>N/A</td> </tr> <tr> <td>S&P 500 Annual Pt to Pt w/Cap</td> <td>6.5%</td> <td>N/A</td> <td>0%</td> </tr> <tr> <td>S&P 500 Monthly Pt to Pt⁺</td> <td>2.2%*</td> <td>N/A</td> <td>0%</td> </tr> <tr> <td>Lehman Brothers U.S. Aggregate Annual Pt to Pt</td> <td>4.00%</td> <td>N/A</td> <td>0%</td> </tr> <tr> <td colspan="2" style="text-align: center;">Current Fixed Value Rate</td> <td colspan="2" style="text-align: center;">3.25%**</td> </tr> </tbody> </table>		Cap	PR	Asset Fee	S&P 500 Annual Monthly Average w/PR	N/A	60%	N/A	S&P 500 Annual Monthly Average w/Cap	7.5%	N/A	0%	S&P 500 Annual Pt to Pt w/PR	N/A	40%	N/A	S&P 500 Annual Pt to Pt w/Cap	6.5%	N/A	0%	S&P 500 Monthly Pt to Pt ⁺	2.2%*	N/A	0%	Lehman Brothers U.S. Aggregate Annual Pt to Pt	4.00%	N/A	0%	Current Fixed Value Rate		3.25%**		MGIR: Currently 3.00%** MSGV: 87.5% of all Premiums, less withdrawal proceeds, at MGIR, compounded annually	Min: 5,000 Max: 0-69 \$1,000,000 70-79 \$500,000 80-85 \$250,000	0-80 Qual 0-85 Non-Qual	10% of Contract Value Annually, Starting Yr. 2. Systematic W/D & RMD Immediately from Fixed Value. ² Lifetime Income Benefit Rider (LIBR-2008) ⁴	0-80: 12.5,12.5,12.5,11.5,10.5,9.5,8.5,7.5,6.5,5,3.5,2,0% (12 years) 81-85: 9.8,7,6,5,4,3,2,1,0% (9 years)								
		Cap	PR	Asset Fee																																										
S&P 500 Annual Monthly Average w/PR	N/A	60%	N/A																																											
S&P 500 Annual Monthly Average w/Cap	7.5%	N/A	0%																																											
S&P 500 Annual Pt to Pt w/PR	N/A	40%	N/A																																											
S&P 500 Annual Pt to Pt w/Cap	6.5%	N/A	0%																																											
S&P 500 Monthly Pt to Pt ⁺	2.2%*	N/A	0%																																											
Lehman Brothers U.S. Aggregate Annual Pt to Pt	4.00%	N/A	0%																																											
Current Fixed Value Rate		3.25%**																																												
10/10 GOLD INDEX-6-05 Call for State Availability 10% Death Benefit (DBBR) Persistency Bonus Rider (PER-BR-I)	<table border="1" style="width: 100%; border-collapse: collapse;"> <thead> <tr> <th></th> <th>Cap</th> <th>PR</th> <th>Asset Fee</th> </tr> </thead> <tbody> <tr> <td>S&P 500 Annual Monthly Average w/PR</td> <td>N/A</td> <td>60%</td> <td>N/A</td> </tr> <tr> <td>S&P 500 Annual Pt to Pt w/PR</td> <td>N/A</td> <td>40%</td> <td>N/A</td> </tr> <tr> <td>S&P 500 Monthly Pt to Pt⁺</td> <td>2.2%*</td> <td>N/A</td> <td>0%</td> </tr> <tr> <td>Lehman Brothers U.S. Treasury Annual Pt to Pt</td> <td>4.00%</td> <td>N/A</td> <td>0%</td> </tr> <tr> <td colspan="2" style="text-align: center;">Current Fixed Value Rate</td> <td colspan="2" style="text-align: center;">3.25%</td> </tr> </tbody> </table>		Cap	PR	Asset Fee	S&P 500 Annual Monthly Average w/PR	N/A	60%	N/A	S&P 500 Annual Pt to Pt w/PR	N/A	40%	N/A	S&P 500 Monthly Pt to Pt ⁺	2.2%*	N/A	0%	Lehman Brothers U.S. Treasury Annual Pt to Pt	4.00%	N/A	0%	Current Fixed Value Rate		3.25%		MGIR: Currently 3.00%** MSGV: 87.5% of all premiums, less withdrawal proceeds, at MGIR, compounded annually	Min: 5,000 Max: 0-69 \$1,000,000 70-79 \$500,000 80-85 \$250,000	0-80 Qual 0-85 Non-Qual	10% of Contract Value Annually, Starting Yr 2. Systematic W/D & RMD Immediately from Fixed Value. ²	10,9,8,7,6,5,4,3,2,1,0% (10 years)																
		Cap	PR	Asset Fee																																										
S&P 500 Annual Monthly Average w/PR	N/A	60%	N/A																																											
S&P 500 Annual Pt to Pt w/PR	N/A	40%	N/A																																											
S&P 500 Monthly Pt to Pt ⁺	2.2%*	N/A	0%																																											
Lehman Brothers U.S. Treasury Annual Pt to Pt	4.00%	N/A	0%																																											
Current Fixed Value Rate		3.25%																																												
FREEDOM GOLD INDEX-4-07 Call for State Availability <div style="border: 1px solid black; padding: 5px; display: inline-block;"> 8 yr Surrender Charge Period </div>	<table border="1" style="width: 100%; border-collapse: collapse;"> <thead> <tr> <th></th> <th>Cap</th> <th>PR</th> <th>Asset Fee</th> </tr> </thead> <tbody> <tr> <td>S&P 500 Annual Monthly Average w/PR⁺</td> <td>N/A</td> <td>60%</td> <td>N/A</td> </tr> <tr> <td>S&P 500 Annual Monthly Average w/Cap</td> <td>7.5%</td> <td>N/A</td> <td>0%</td> </tr> <tr> <td>Dow Annual Monthly Average w/Cap</td> <td>7.5%</td> <td>N/A</td> <td>0%</td> </tr> <tr> <td>S&P 500 Annual Pt to Pt w/PR⁺</td> <td>N/A</td> <td>40%</td> <td>N/A</td> </tr> <tr> <td>S&P 500 Annual Pt to Pt w/Cap</td> <td>6.5%</td> <td>N/A</td> <td>0%</td> </tr> <tr> <td>Dow Annual Pt to Pt w/Cap</td> <td>6.5%</td> <td>N/A</td> <td>0%</td> </tr> <tr> <td>S&P 500 Monthly Pt to Pt⁺</td> <td>2.2%*</td> <td>N/A</td> <td>0%</td> </tr> <tr> <td>Lehman Brothers U.S. Aggregate Annual Pt to Pt</td> <td>4.00%</td> <td>N/A</td> <td>0%</td> </tr> <tr> <td colspan="2" style="text-align: center;">Current Fixed Value Rate</td> <td colspan="2" style="text-align: center;">3.25%**</td> </tr> </tbody> </table>		Cap	PR	Asset Fee	S&P 500 Annual Monthly Average w/PR ⁺	N/A	60%	N/A	S&P 500 Annual Monthly Average w/Cap	7.5%	N/A	0%	Dow Annual Monthly Average w/Cap	7.5%	N/A	0%	S&P 500 Annual Pt to Pt w/PR ⁺	N/A	40%	N/A	S&P 500 Annual Pt to Pt w/Cap	6.5%	N/A	0%	Dow Annual Pt to Pt w/Cap	6.5%	N/A	0%	S&P 500 Monthly Pt to Pt ⁺	2.2%*	N/A	0%	Lehman Brothers U.S. Aggregate Annual Pt to Pt	4.00%	N/A	0%	Current Fixed Value Rate		3.25%**		MGIR: Currently 3.00%** MSGV: 87.5% of all premiums, less withdrawal proceeds, at MGIR, compounded annually	Min: 5,000 Max: 0-69 \$1,000,000 70-79 \$500,000 80-85 \$250,000	0-80 Qual 0-85 Non-Qual	10% of Contract Value Annually, Starting Yr 2. Systematic W/D & RMD Immediately from Fixed Value. ² Lifetime Income Benefit Rider (LIBR-2008) ⁴	9,8,7,6,5,4,3,1.5,0% (8 years)
		Cap	PR	Asset Fee																																										
S&P 500 Annual Monthly Average w/PR ⁺	N/A	60%	N/A																																											
S&P 500 Annual Monthly Average w/Cap	7.5%	N/A	0%																																											
Dow Annual Monthly Average w/Cap	7.5%	N/A	0%																																											
S&P 500 Annual Pt to Pt w/PR ⁺	N/A	40%	N/A																																											
S&P 500 Annual Pt to Pt w/Cap	6.5%	N/A	0%																																											
Dow Annual Pt to Pt w/Cap	6.5%	N/A	0%																																											
S&P 500 Monthly Pt to Pt ⁺	2.2%*	N/A	0%																																											
Lehman Brothers U.S. Aggregate Annual Pt to Pt	4.00%	N/A	0%																																											
Current Fixed Value Rate		3.25%**																																												
INTEGRITY GOLD INDEX-5-07 Call for State Availability <div style="border: 1px solid black; padding: 5px; display: inline-block;"> 6 yr Surrender Charge Period </div>	<table border="1" style="width: 100%; border-collapse: collapse;"> <thead> <tr> <th></th> <th>Cap</th> <th>PR</th> <th>Asset Fee</th> </tr> </thead> <tbody> <tr> <td>S&P 500 Annual Monthly Average w/PR⁺</td> <td>N/A</td> <td>60%</td> <td>N/A</td> </tr> <tr> <td>S&P 500 Annual Monthly Average w/Cap</td> <td>7.5%</td> <td>N/A</td> <td>0%</td> </tr> <tr> <td>Dow Annual Monthly Average w/Cap</td> <td>7.5%</td> <td>N/A</td> <td>0%</td> </tr> <tr> <td>S&P 500 Annual Pt to Pt w/PR⁺</td> <td>N/A</td> <td>40%</td> <td>N/A</td> </tr> <tr> <td>S&P 500 Annual Pt to Pt w/Cap</td> <td>6.5%</td> <td>N/A</td> <td>0%</td> </tr> <tr> <td>Dow Annual Pt to Pt w/Cap</td> <td>6.5%</td> <td>N/A</td> <td>0%</td> </tr> <tr> <td>S&P 500 Monthly Pt to Pt⁺</td> <td>2.2%*</td> <td>N/A</td> <td>0%</td> </tr> <tr> <td>Lehman Brothers U.S. Aggregate Annual Pt to Pt</td> <td>4.00%</td> <td>N/A</td> <td>0%</td> </tr> <tr> <td colspan="2" style="text-align: center;">Current Fixed Value Rate</td> <td colspan="2" style="text-align: center;">3.25%**</td> </tr> </tbody> </table>		Cap	PR	Asset Fee	S&P 500 Annual Monthly Average w/PR ⁺	N/A	60%	N/A	S&P 500 Annual Monthly Average w/Cap	7.5%	N/A	0%	Dow Annual Monthly Average w/Cap	7.5%	N/A	0%	S&P 500 Annual Pt to Pt w/PR ⁺	N/A	40%	N/A	S&P 500 Annual Pt to Pt w/Cap	6.5%	N/A	0%	Dow Annual Pt to Pt w/Cap	6.5%	N/A	0%	S&P 500 Monthly Pt to Pt ⁺	2.2%*	N/A	0%	Lehman Brothers U.S. Aggregate Annual Pt to Pt	4.00%	N/A	0%	Current Fixed Value Rate		3.25%**		MGIR: Currently 3.00%** MSGV: 87.5% of all premiums, less withdrawal proceeds, at MGIR, compounded annually	Min: 5,000 Max: 0-69 \$1,000,000 70-79 \$500,000 80-85 \$250,000	0-80 Qual 0-85 Non-Qual	10% of Contract Value Annually, Starting Yr 2. Systematic W/D & RMD Immediately from Fixed Value. ² Lifetime Income Benefit Rider (LIBR-2008) ⁴	8,7,6,4,5,3,1.5,0% (6 years)
		Cap	PR	Asset Fee																																										
S&P 500 Annual Monthly Average w/PR ⁺	N/A	60%	N/A																																											
S&P 500 Annual Monthly Average w/Cap	7.5%	N/A	0%																																											
Dow Annual Monthly Average w/Cap	7.5%	N/A	0%																																											
S&P 500 Annual Pt to Pt w/PR ⁺	N/A	40%	N/A																																											
S&P 500 Annual Pt to Pt w/Cap	6.5%	N/A	0%																																											
Dow Annual Pt to Pt w/Cap	6.5%	N/A	0%																																											
S&P 500 Monthly Pt to Pt ⁺	2.2%*	N/A	0%																																											
Lehman Brothers U.S. Aggregate Annual Pt to Pt	4.00%	N/A	0%																																											
Current Fixed Value Rate		3.25%**																																												

Riders: The NCR-2 and TIR-1 are available on most of our current deferred annuities. Not available in MA and NCR-2-PA AND TIR-IA available in Pennsylvania. See state specific disclosure for details. PLEASE NOTE: AVAILABILITY, PROVISIONS AND FORMS VARY BY STATE. CALL FOR DETAILS.

*Standard & Poor's™, "S&P 500™", "Standard & Poor's 500" and "500" are trademarks of The McGraw-Hill Companies, Inc. and have been licensed for use by American Equity Investment Life Insurance Company.

Indexed annuities are not sponsored, endorsed, sold or promoted by Standard & Poor's, and Standard & Poor's makes no representation regarding the advisability of purchasing these products.

"Dow Jones", "Dow Jones Industrial Average™" and "DJIA™" are service marks of Dow Jones & Company, Inc. and have been licensed for use for certain purposes by American Equity Investment Life Insurance Company.

American Equity's Indexed Annuities, based on the Dow Jones Industrial Average™, are not sponsored, endorsed, sold or promoted by Dow Jones, and Dow Jones makes no representation regarding the advisability of purchasing this product.

These products are not sponsored, endorsed, sold or promoted by Lehman Brothers and Lehman Brothers makes no representation regarding the advisability of purchasing these products. S&P 500 Index does not include dividends. DJIA™ does not include dividends.

PR=Participation Rate Contract = Certificate in NJ *Monthly Cap **MGIR is set at issue, guaranteed for life of Contract. Applies to MSGV only.

¹May vary by issue age and/or state ²Benefit not guaranteed and subject to change.

³For details see Sales Brochure, Form #1094-SB. ⁴Not available in all states.

⁺ Provided by MA-PR, APT-PR and/or MPT Riders. ^{**} Fixed Value Minimum Guaranteed Interest Rate is 1%.

FOR AGENT INFORMATION ONLY. NOT FOR USE FOR SOLICITATION OR ADVERTISING TO THE PUBLIC.