

American Equity is the Gold Standard for Indexed Annuities






5000 WESTOWN PARKWAY
WEST DES MOINES, IA 50266

TRUE Liquidity 10% of Contract Value available annually after 1st year
TRUE Asset Preservation with NO Surrender Charge at Death

TRUE Choices and Flexibility Interest Crediting Methods

Indexed Product PROFILE

800-888-2829

PRODUCT ¹	INTEREST RATES EFFECTIVE 3/2/2009 (RATES SUBJECT TO CHANGE)	MINIMUM RATES	MINIMUM PREMIUM	ISSUE AGE ¹	PENALTY-FREE WITHDRAWALS	SURRENDER CHARGE ¹																																								
BONUS GOLD INDEX-1-07 Call for State Availability 	Includes a 10% Premium Bonus on all 1st year Premiums <table border="1"> <thead> <tr> <th></th> <th>Cap</th> <th>PR</th> <th>Asset Fee</th> </tr> </thead> <tbody> <tr> <td>S&P 500 Annual Monthly Average w/PR⁺</td> <td>N/A</td> <td>35%</td> <td>N/A</td> </tr> <tr> <td>S&P 500 Annual Monthly Average w/Cap</td> <td>7.0%</td> <td>N/A</td> <td>0%</td> </tr> <tr> <td>Dow Annual Monthly Average w/Cap</td> <td>7.0%</td> <td>N/A</td> <td>0%</td> </tr> <tr> <td>Dow Annual Pt to Pt w/Cap</td> <td>7.0%</td> <td>N/A</td> <td>0%</td> </tr> <tr> <td>S&P 500 Annual Pt to Pt w/PR⁺</td> <td>N/A</td> <td>25%</td> <td>N/A</td> </tr> <tr> <td>S&P 500 Annual Pt to Pt w/Cap</td> <td>7.0%</td> <td>N/A</td> <td>0%</td> </tr> <tr> <td>S&P 500 Monthly Pt to Pt⁺</td> <td>2.8%*</td> <td>N/A</td> <td>0%</td> </tr> <tr> <td>Lehman Brothers U.S. Aggregate Annual Pt to Pt</td> <td>4.0%</td> <td>N/A</td> <td>0%</td> </tr> <tr> <td>Current Fixed Value Rate</td> <td colspan="3">3.35%⁺⁺</td> </tr> </tbody> </table>		Cap	PR	Asset Fee	S&P 500 Annual Monthly Average w/PR ⁺	N/A	35%	N/A	S&P 500 Annual Monthly Average w/Cap	7.0%	N/A	0%	Dow Annual Monthly Average w/Cap	7.0%	N/A	0%	Dow Annual Pt to Pt w/Cap	7.0%	N/A	0%	S&P 500 Annual Pt to Pt w/PR ⁺	N/A	25%	N/A	S&P 500 Annual Pt to Pt w/Cap	7.0%	N/A	0%	S&P 500 Monthly Pt to Pt ⁺	2.8%*	N/A	0%	Lehman Brothers U.S. Aggregate Annual Pt to Pt	4.0%	N/A	0%	Current Fixed Value Rate	3.35% ⁺⁺			Minimum Guaranteed Interest Rate (MGIR): Currently 3.00%** Minimum Guaranteed Surrender Value (MGSV): 80% of 1 st year premiums and premium bonus, plus 87.5% additional premiums received after 1st contract year, less withdrawal proceeds, at MGIR, compounded annually	Min: 5,000 Max: 0-69 \$1,000,000 70-74 \$750,000 75-80 \$500,000	0-80 Qual & Non-Qual	10% of Contract Value Annually, Starting Yr 2. Systematic W/D & RMD Immediately from Fixed Value. ² Lifetime Income Benefit Rider (LIBR-2008) ³	20,19.5,19,18.5,18,17.5,17,16,15,14,12,10,8,6,4,2,0% (16 years)
	Cap	PR	Asset Fee																																											
S&P 500 Annual Monthly Average w/PR ⁺	N/A	35%	N/A																																											
S&P 500 Annual Monthly Average w/Cap	7.0%	N/A	0%																																											
Dow Annual Monthly Average w/Cap	7.0%	N/A	0%																																											
Dow Annual Pt to Pt w/Cap	7.0%	N/A	0%																																											
S&P 500 Annual Pt to Pt w/PR ⁺	N/A	25%	N/A																																											
S&P 500 Annual Pt to Pt w/Cap	7.0%	N/A	0%																																											
S&P 500 Monthly Pt to Pt ⁺	2.8%*	N/A	0%																																											
Lehman Brothers U.S. Aggregate Annual Pt to Pt	4.0%	N/A	0%																																											
Current Fixed Value Rate	3.35% ⁺⁺																																													
RETIREMENT GOLD INDEX-2-09 Call for State Availability 	Includes a 10% Premium Bonus on all 1st year Premiums. ^{***} <table border="1"> <thead> <tr> <th></th> <th>Cap</th> <th>PR</th> <th>Asset Fee</th> </tr> </thead> <tbody> <tr> <td>S&P 500 Annual Monthly Average w/PR⁺</td> <td>N/A</td> <td>30%</td> <td>N/A</td> </tr> <tr> <td>S&P 500 Annual Monthly Average w/Cap</td> <td>6.5%</td> <td>N/A</td> <td>N/A</td> </tr> <tr> <td>S&P 500 Annual Pt to Pt w/PR⁺</td> <td>N/A</td> <td>25%</td> <td>N/A</td> </tr> <tr> <td>S&P 500 Annual Pt to Pt w/Cap</td> <td>6.5%</td> <td>N/A</td> <td>N/A</td> </tr> <tr> <td>S&P 500 Monthly Pt to Pt⁺</td> <td>2.6%*</td> <td>N/A</td> <td>0%</td> </tr> <tr> <td>Current Fixed Value Rate</td> <td colspan="3">3.10%⁺⁺</td> </tr> </tbody> </table> <p>For IN: 10% Premium Bonus on 1st year Premiums for Issue Ages 0-73. 5% Premium Bonus Issue Ages 74-78. For DE, SC, UT, OR and AK (Form# RG-FIA-09)¹: 6% Premium Bonus on 1st year Premiums for Issue Ages 0-78.</p> <p>Bonus Vesting^{***} 0, 0, 0, 8.33, 16.67, 25, 33.33, 41.67, 50, 58.33, 66.67, 75, 83.33, 91.67, 100% (14 years)</p>		Cap	PR	Asset Fee	S&P 500 Annual Monthly Average w/PR ⁺	N/A	30%	N/A	S&P 500 Annual Monthly Average w/Cap	6.5%	N/A	N/A	S&P 500 Annual Pt to Pt w/PR ⁺	N/A	25%	N/A	S&P 500 Annual Pt to Pt w/Cap	6.5%	N/A	N/A	S&P 500 Monthly Pt to Pt ⁺	2.6%*	N/A	0%	Current Fixed Value Rate	3.10% ⁺⁺			MGIR: Currently 2.25%** MGSV: 87.5% of premiums paid, less withdrawal proceeds, at MGIR, compounded annually	Min: 5,000 Max: 0-69 \$1,000,000 70-74 \$750,000 75-78 \$500,000	0-78 Qual & Non-Qual	10% of Contract Value Annually, Starting Yr 2. Systematic W/D & RMD Immediately from Fixed Value. ² Lifetime Income Benefit Rider (LIBR-2008) ³	12.5, 12, 12, 11, 10, 9, 8, 7, 6, 4, 0% (10 years)												
	Cap	PR	Asset Fee																																											
S&P 500 Annual Monthly Average w/PR ⁺	N/A	30%	N/A																																											
S&P 500 Annual Monthly Average w/Cap	6.5%	N/A	N/A																																											
S&P 500 Annual Pt to Pt w/PR ⁺	N/A	25%	N/A																																											
S&P 500 Annual Pt to Pt w/Cap	6.5%	N/A	N/A																																											
S&P 500 Monthly Pt to Pt ⁺	2.6%*	N/A	0%																																											
Current Fixed Value Rate	3.10% ⁺⁺																																													
ADVANTAGE GOLD INDEX-6-07 Call for State Availability 	Includes a 5% Premium Bonus on all 1st year Premiums ¹ <table border="1"> <thead> <tr> <th></th> <th>Cap</th> <th>PR</th> <th>Asset Fee</th> </tr> </thead> <tbody> <tr> <td>S&P 500 Annual Monthly Average w/PR</td> <td>N/A</td> <td>30%</td> <td>N/A</td> </tr> <tr> <td>S&P 500 Annual Monthly Average w/Cap</td> <td>6.5%</td> <td>N/A</td> <td>0%</td> </tr> <tr> <td>S&P 500 Annual Pt to Pt w/PR</td> <td>N/A</td> <td>25%</td> <td>N/A</td> </tr> <tr> <td>S&P 500 Annual Pt to Pt w/Cap</td> <td>6.5%</td> <td>N/A</td> <td>0%</td> </tr> <tr> <td>S&P 500 Monthly Pt to Pt⁺</td> <td>2.6%*</td> <td>N/A</td> <td>0%</td> </tr> <tr> <td>Lehman Brothers U.S. Aggregate Annual Pt to Pt</td> <td>4.0%</td> <td>N/A</td> <td>0%</td> </tr> <tr> <td>Current Fixed Value Rate</td> <td colspan="3">3.15%⁺⁺</td> </tr> </tbody> </table>		Cap	PR	Asset Fee	S&P 500 Annual Monthly Average w/PR	N/A	30%	N/A	S&P 500 Annual Monthly Average w/Cap	6.5%	N/A	0%	S&P 500 Annual Pt to Pt w/PR	N/A	25%	N/A	S&P 500 Annual Pt to Pt w/Cap	6.5%	N/A	0%	S&P 500 Monthly Pt to Pt ⁺	2.6%*	N/A	0%	Lehman Brothers U.S. Aggregate Annual Pt to Pt	4.0%	N/A	0%	Current Fixed Value Rate	3.15% ⁺⁺			MGIR: Currently 3.00%** MGSV: 84% of 1 st year premiums and premium bonus, plus 87.5% of any additional premiums received after 1st contract year, less withdrawal proceeds, at MGIR, compounded annually	Min: 5,000 Max: 0-69 \$1,000,000 70-74 \$750,000 75-80 \$500,000	0-80 Qual & Non-Qual	10% of Contract Value Annually, Starting Yr 2. Systematic W/D & RMD Immediately from Fixed Value. ² Lifetime Income Benefit Rider (LIBR-2008) ³	16, 15, 14, 13, 11.5, 10, 8.5, 7, 5.5, 4, 0% (10 years)								
	Cap	PR	Asset Fee																																											
S&P 500 Annual Monthly Average w/PR	N/A	30%	N/A																																											
S&P 500 Annual Monthly Average w/Cap	6.5%	N/A	0%																																											
S&P 500 Annual Pt to Pt w/PR	N/A	25%	N/A																																											
S&P 500 Annual Pt to Pt w/Cap	6.5%	N/A	0%																																											
S&P 500 Monthly Pt to Pt ⁺	2.6%*	N/A	0%																																											
Lehman Brothers U.S. Aggregate Annual Pt to Pt	4.0%	N/A	0%																																											
Current Fixed Value Rate	3.15% ⁺⁺																																													

American Equity is the Gold Standard for Index Annuities

PRODUCT ¹	INTEREST RATES EFFECTIVE 3/2/2009 (RATES SUBJECT TO CHANGE)	MINIMUM RATES	MINIMUM PREMIUM	ISSUE AGE ¹	PENALTY-FREE WITHDRAWALS	SURRENDER CHARGE ¹																																								
INCOME GOLD INDEX-3-07 Call for State Availability <div style="border: 1px solid black; border-radius: 50%; padding: 5px; width: fit-content; margin: 10px auto;"> 5% Premium Bonus¹ </div>	Includes a 5% Premium Bonus on all 1st year Premiums ¹ <table border="1" style="width: 100%; border-collapse: collapse;"> <thead> <tr> <th></th> <th>Cap</th> <th>PR</th> <th>Asset Fee</th> </tr> </thead> <tbody> <tr> <td>S&P 500 Annual Monthly Average w/PR⁺</td> <td>N/A</td> <td>35%</td> <td>N/A</td> </tr> <tr> <td>S&P 500 Annual Monthly Average w/Cap</td> <td>7.0%</td> <td>N/A</td> <td>0%</td> </tr> <tr> <td>Dow Annual Monthly Average w/Cap</td> <td>7.0%</td> <td>N/A</td> <td>0%</td> </tr> <tr> <td>Dow Annual Pt to Pt w/Cap</td> <td>7.0%</td> <td>N/A</td> <td>0%</td> </tr> <tr> <td>S&P 500 Annual Pt to Pt w/PR⁺</td> <td>N/A</td> <td>25%</td> <td>N/A</td> </tr> <tr> <td>S&P 500 Annual Pt to Pt w/Cap</td> <td>7.0%</td> <td>N/A</td> <td>0%</td> </tr> <tr> <td>S&P 500 Monthly Pt to Pt⁺</td> <td>2.8%*</td> <td>N/A</td> <td>0%</td> </tr> <tr> <td>Lehman Brothers U.S. Aggregate Annual Pt to Pt</td> <td>4.0%</td> <td>N/A</td> <td>0%</td> </tr> <tr> <td style="text-align: center;">Current Fixed Value Rate</td> <td colspan="3" style="text-align: center;">3.35%⁺⁺</td> </tr> </tbody> </table>		Cap	PR	Asset Fee	S&P 500 Annual Monthly Average w/PR ⁺	N/A	35%	N/A	S&P 500 Annual Monthly Average w/Cap	7.0%	N/A	0%	Dow Annual Monthly Average w/Cap	7.0%	N/A	0%	Dow Annual Pt to Pt w/Cap	7.0%	N/A	0%	S&P 500 Annual Pt to Pt w/PR ⁺	N/A	25%	N/A	S&P 500 Annual Pt to Pt w/Cap	7.0%	N/A	0%	S&P 500 Monthly Pt to Pt ⁺	2.8%*	N/A	0%	Lehman Brothers U.S. Aggregate Annual Pt to Pt	4.0%	N/A	0%	Current Fixed Value Rate	3.35% ⁺⁺			MGIR: Currently 3.00%** MGSV: 84% of 1 st year premiums and premium bonus, plus 87.5% of any additional premiums received after 1st contract year, less withdrawal proceeds, at MGIR, compounded annually	Min: 5,000 Max: 0-69 \$1,000,000 70-74 \$750,000 75-80 \$500,000	0-80 Qual & Non-Qual	10% of Contract Value Annually, Starting Yr 2. Systematic W/D & RMD Immediately from Fixed Value. ² Lifetime Income Benefit Rider (LIBR-2008) ³	15,14,13,12,11,10,8,5,7,5,5,4,2,5,1,0% (12 years)
	Cap	PR	Asset Fee																																											
S&P 500 Annual Monthly Average w/PR ⁺	N/A	35%	N/A																																											
S&P 500 Annual Monthly Average w/Cap	7.0%	N/A	0%																																											
Dow Annual Monthly Average w/Cap	7.0%	N/A	0%																																											
Dow Annual Pt to Pt w/Cap	7.0%	N/A	0%																																											
S&P 500 Annual Pt to Pt w/PR ⁺	N/A	25%	N/A																																											
S&P 500 Annual Pt to Pt w/Cap	7.0%	N/A	0%																																											
S&P 500 Monthly Pt to Pt ⁺	2.8%*	N/A	0%																																											
Lehman Brothers U.S. Aggregate Annual Pt to Pt	4.0%	N/A	0%																																											
Current Fixed Value Rate	3.35% ⁺⁺																																													
FREEDOM GOLD INDEX-4-07 Call for State Availability <div style="border: 1px solid black; border-radius: 50%; padding: 5px; width: fit-content; margin: 10px auto;"> 8 yr Surrender Charge Period </div>	<table border="1" style="width: 100%; border-collapse: collapse;"> <thead> <tr> <th></th> <th>Cap</th> <th>PR</th> <th>Asset Fee</th> </tr> </thead> <tbody> <tr> <td>S&P 500 Annual Monthly Average w/PR⁺</td> <td>N/A</td> <td>35%</td> <td>N/A</td> </tr> <tr> <td>S&P 500 Annual Monthly Average w/Cap</td> <td>7.0%</td> <td>N/A</td> <td>0%</td> </tr> <tr> <td>Dow Annual Monthly Average w/Cap</td> <td>7.0%</td> <td>N/A</td> <td>0%</td> </tr> <tr> <td>S&P 500 Annual Pt to Pt w/PR⁺</td> <td>N/A</td> <td>25%</td> <td>N/A</td> </tr> <tr> <td>S&P 500 Annual Pt to Pt w/Cap</td> <td>7.0%</td> <td>N/A</td> <td>0%</td> </tr> <tr> <td>Dow Annual Pt to Pt w/Cap</td> <td>7.0%</td> <td>N/A</td> <td>0%</td> </tr> <tr> <td>S&P 500 Monthly Pt to Pt⁺</td> <td>2.8%*</td> <td>N/A</td> <td>0%</td> </tr> <tr> <td>Lehman Brothers U.S. Aggregate Annual Pt to Pt</td> <td>4.0%</td> <td>N/A</td> <td>0%</td> </tr> <tr> <td style="text-align: center;">Current Fixed Value Rate</td> <td colspan="3" style="text-align: center;">3.35%⁺⁺</td> </tr> </tbody> </table>		Cap	PR	Asset Fee	S&P 500 Annual Monthly Average w/PR ⁺	N/A	35%	N/A	S&P 500 Annual Monthly Average w/Cap	7.0%	N/A	0%	Dow Annual Monthly Average w/Cap	7.0%	N/A	0%	S&P 500 Annual Pt to Pt w/PR ⁺	N/A	25%	N/A	S&P 500 Annual Pt to Pt w/Cap	7.0%	N/A	0%	Dow Annual Pt to Pt w/Cap	7.0%	N/A	0%	S&P 500 Monthly Pt to Pt ⁺	2.8%*	N/A	0%	Lehman Brothers U.S. Aggregate Annual Pt to Pt	4.0%	N/A	0%	Current Fixed Value Rate	3.35% ⁺⁺			MGIR: Currently 3.00%** MGSV: 87.5% of all premiums, less withdrawal proceeds, at MGIR, compounded annually	Min: 5,000 Max: 0-69 \$1,000,000 70-74 \$750,000 75-80 \$500,000	0-80 Qual & Non-Qual	10% of Contract Value Annually, Starting Yr 2. Systematic W/D & RMD Immediately from Fixed Value. ² Lifetime Income Benefit Rider (LIBR-2008) ³	9,8,7,6,5,4,3,1.5,0% (8 years)
	Cap	PR	Asset Fee																																											
S&P 500 Annual Monthly Average w/PR ⁺	N/A	35%	N/A																																											
S&P 500 Annual Monthly Average w/Cap	7.0%	N/A	0%																																											
Dow Annual Monthly Average w/Cap	7.0%	N/A	0%																																											
S&P 500 Annual Pt to Pt w/PR ⁺	N/A	25%	N/A																																											
S&P 500 Annual Pt to Pt w/Cap	7.0%	N/A	0%																																											
Dow Annual Pt to Pt w/Cap	7.0%	N/A	0%																																											
S&P 500 Monthly Pt to Pt ⁺	2.8%*	N/A	0%																																											
Lehman Brothers U.S. Aggregate Annual Pt to Pt	4.0%	N/A	0%																																											
Current Fixed Value Rate	3.35% ⁺⁺																																													
INTEGRITY GOLD INDEX-5-07 Call for State Availability <div style="border: 1px solid black; border-radius: 50%; padding: 5px; width: fit-content; margin: 10px auto;"> 6 yr Surrender Charge Period </div>	<table border="1" style="width: 100%; border-collapse: collapse;"> <thead> <tr> <th></th> <th>Cap</th> <th>PR</th> <th>Asset Fee</th> </tr> </thead> <tbody> <tr> <td>S&P 500 Annual Monthly Average w/PR⁺</td> <td>N/A</td> <td>35%</td> <td>N/A</td> </tr> <tr> <td>S&P 500 Annual Monthly Average w/Cap</td> <td>7.0%</td> <td>N/A</td> <td>0%</td> </tr> <tr> <td>Dow Annual Monthly Average w/Cap</td> <td>7.0%</td> <td>N/A</td> <td>0%</td> </tr> <tr> <td>S&P 500 Annual Pt to Pt w/PR⁺</td> <td>N/A</td> <td>25%</td> <td>N/A</td> </tr> <tr> <td>S&P 500 Annual Pt to Pt w/Cap</td> <td>7.0%</td> <td>N/A</td> <td>0%</td> </tr> <tr> <td>Dow Annual Pt to Pt w/Cap</td> <td>7.0%</td> <td>N/A</td> <td>0%</td> </tr> <tr> <td>S&P 500 Monthly Pt to Pt⁺</td> <td>2.8%*</td> <td>N/A</td> <td>0%</td> </tr> <tr> <td>Lehman Brothers U.S. Aggregate Annual Pt to Pt</td> <td>4.0%</td> <td>N/A</td> <td>0%</td> </tr> <tr> <td style="text-align: center;">Current Fixed Value Rate</td> <td colspan="3" style="text-align: center;">3.35%⁺⁺</td> </tr> </tbody> </table>		Cap	PR	Asset Fee	S&P 500 Annual Monthly Average w/PR ⁺	N/A	35%	N/A	S&P 500 Annual Monthly Average w/Cap	7.0%	N/A	0%	Dow Annual Monthly Average w/Cap	7.0%	N/A	0%	S&P 500 Annual Pt to Pt w/PR ⁺	N/A	25%	N/A	S&P 500 Annual Pt to Pt w/Cap	7.0%	N/A	0%	Dow Annual Pt to Pt w/Cap	7.0%	N/A	0%	S&P 500 Monthly Pt to Pt ⁺	2.8%*	N/A	0%	Lehman Brothers U.S. Aggregate Annual Pt to Pt	4.0%	N/A	0%	Current Fixed Value Rate	3.35% ⁺⁺			MGIR: Currently 3.00%** MGSV: 87.5% of all premiums, less withdrawal proceeds, at MGIR, compounded annually	Min: 5,000 Max: 0-69 \$1,000,000 70-74 \$750,000 75-80 \$500,000	0-80 Qual & Non-Qual	10% of Contract Value Annually, Starting Yr 2. Systematic W/D & RMD Immediately from Fixed Value. ² Lifetime Income Benefit Rider (LIBR-2008) ³	8,7,6,4,5,3,1.5,0% (6 years)
	Cap	PR	Asset Fee																																											
S&P 500 Annual Monthly Average w/PR ⁺	N/A	35%	N/A																																											
S&P 500 Annual Monthly Average w/Cap	7.0%	N/A	0%																																											
Dow Annual Monthly Average w/Cap	7.0%	N/A	0%																																											
S&P 500 Annual Pt to Pt w/PR ⁺	N/A	25%	N/A																																											
S&P 500 Annual Pt to Pt w/Cap	7.0%	N/A	0%																																											
Dow Annual Pt to Pt w/Cap	7.0%	N/A	0%																																											
S&P 500 Monthly Pt to Pt ⁺	2.8%*	N/A	0%																																											
Lehman Brothers U.S. Aggregate Annual Pt to Pt	4.0%	N/A	0%																																											
Current Fixed Value Rate	3.35% ⁺⁺																																													

Riders: The NCR-100 and TIR-100 are available on most of our current deferred annuities. Not available in all states. See state specific disclosure for details and approval chart for availability.

PLEASE NOTE: AVAILABILITY, PROVISIONS AND FORMS VARY BY STATE. CALL FOR DETAILS.

¹Standard & Poor's[®], "S&P 500[®]", "Standard & Poor's 500[®]" and "500[®]" are trademarks of The McGraw-Hill Companies, Inc. and have been licensed for use by American Equity Investment Life Insurance Company.

Indexed annuities are not sponsored, endorsed, sold or promoted by Standard & Poor's, and Standard & Poor's makes no representation regarding the advisability of purchasing these products.

²"Dow Jones", "Dow Jones Industrial Average[™]" and "DJIA[™]" are service marks of Dow Jones & Company, Inc. and have been licensed for use for certain purposes by American Equity Investment Life Insurance Company.

American Equity's Indexed Annuities, based on the Dow Jones Industrial Average[™], are not sponsored, endorsed, sold or promoted by Dow Jones, and Dow Jones makes no representation regarding the advisability of purchasing this product.

These products are not sponsored, endorsed, sold or promoted by Lehman Brothers and Lehman Brothers makes no representation regarding the advisability of purchasing these products. S&P 500[®] Index does not include dividends. DJIA[™] does not include dividends.

PR=Participation Rate Contract = Certificate in NJ

^{*}Monthly Cap ^{**}MGIR is set at issue, guaranteed for life of Contract. Applies to MGSV only.

^{***} Bonus Vesting Schedule applies. May vary by state.

¹May vary by issue age and/or state ²Benefit not guaranteed and subject to change.

³Not available in all states.

⁺⁺Provided by MA-PR, APT-PR and/or MPT Riders. ⁺⁺Fixed Value Minimum Guaranteed Interest Rate is 1%.



5000 WESTOWN PARKWAY
WEST DES MOINES, IA 50266





Financial Markets, Inc.

800-888-2829

www.fm-inc.com - Marketing@fm-inc.com

Fixed Product PROFILE

PRODUCT ¹	INTEREST RATES EFFECTIVE 8/3/2009 (RATES SUBJECT TO CHANGE)	MINIMUM RATES	MINIMUM PREMIUM	ISSUE AGE ¹	PENALTY-FREE WITHDRAWALS	SURRENDER CHARGE ¹	RIDERS ³
PREMIER EAGLE 10 FPDA-7-08  Call for State Availability	3.35%*** 10% Bonus on premiums added in years 1-5. Each premium received and any bonus has its own surrender charge schedule. 5% Bonus issue ages 76-80. For AK, SC, UT: 5% Bonus on premiums added in years 1-5 for issue ages 0-80. For OK: 7% Bonus for issue ages 0-75. 3% Bonus for issue ages 76-80. Bonus on Premiums added in years 1-5.	Minimum Guaranteed Interest Rate (MGIR-CV): 2.0% ^{**}	<u>Min:</u> 2,000- Qual. 5,000- Non-Qual. <u>Max:</u> 0-69 \$1,000,000 70-74 \$750,000 75-80 \$500,000	0-80 Qual & Non-Qual	10% of Contract Value Starting Yr. 2 Systematic Withdrawal and RMD immediately. ²	0-75:⁴ 20, 19.5, 19, 18.5, 18, 17.5, 17, 16, 15, 14, 12, 10, 7.5, 5, 2.5, 0% (15 years) 76-80:⁴ 15, 14, 13, 12, 11, 9.5, 8, 6.5, 5, 2.5, 0% (10 years)	NCR-2 F-LIBR-09
PREMIER EAGLE 12 FRG-2-09  Call for State Availability	3.10%*** 10% Bonus on all first year premiums for Issue ages 0-78. ⁺ Bonus Vesting⁺ 0, 0, 0, 8.33, 16.67, 25, 33.33, 41.67, 50, 58.33, 66.67, 75, 83.33, 91.67, 100% (14 years)	Minimum Guaranteed Interest Rate (MGIR-CV): 1.0% ^{**}	<u>Min:</u> 2,000- Qual. 5,000- Non-Qual. <u>Max:</u> 0-69 \$1,000,000 70-74 \$750,000 75-78 \$500,000	0-78 Qual & Non-Qual	10% of Contract Value Starting Yr. 2 Systematic Withdrawal and RMD immediately. ²	12.5, 12, 12, 11, 10, 9, 8, 7, 6, 4, 0% (10 years)	NCR-100 TIR-100 F-LIBR-09
GUARANTEE 5 SPDA-MYGA MVA* Call for State Availability	4.00%*** (3.50% in CA, DE, MN, PA & WA)	Minimum Guaranteed Interest Rate (MGIR): Currently 2.0% ^{**}	<u>Min:</u> 10,000 <u>Max:</u> 0-69 \$1,000,000 70-74 \$750,000 75-80 \$500,000	0-80 Qual & Non-Qual	Annually, Penalty-free withdrawal of interest credited that contract year	9,8,7,6,5,0% (5 years)	NCR-3

*Market Value Adjustment (MVA) applies to Partial Withdrawals and Surrenders occurring during Surrender Charge Period. **MGIR is set at issue, guaranteed for life of contract.

***Crediting Rates may vary by state and are subject to change with little advance notice. Please call Marketing for Current Rates. No look backs on rate changes. NO EXCEPTIONS!

¹ May vary by issue age and/or state. ² Benefit not guaranteed and subject to change.

³ See state specific disclosure for details and approval chart for availability. ⁴ Each premium received will have its own surrender change schedule.

* Bonus vesting schedule applies. May vary by state.

PRODUCT	INTEREST RATES EFFECTIVE 8/3/2009 (RATES SUBJECT TO CHANGE)	MINIMUM RATES	MINIMUM PREMIUM	ISSUE AGE ¹	PENALTY-FREE WITHDRAWALS	SURRENDER CHARGE ¹	RIDERS ²
FPDA-10 MVA- Call for State Availability	3.40% *** 2% Premium Bonus on Total 1st Year Premiums (Equals a 5.47% Effective First Year Yield, assuming no withdrawals)	Minimum Guaranteed Interest Rate (MGIR): Currently 3.0%**	<u>Min:</u> 2,000 Qual 5,000 Non-Qual <u>Max:</u> 0-69 \$1,000,000 70-74 \$750,000 75-80 \$500,000	0-80 Qual & Non-Qual	10% of Contract Value Annually Starting Yr 2. Systematic W/D & RMD immediately. ²	14,13,12.5,12,11.5, 11,9.5,8,6.5,5,3.5,2, 0% (12 years)	NCR-100 TIR-100
FPDA-11 MVA- Call for State Availability	3.40% *** 6% Premium Bonus on Total 1st Year Premiums (Equals a 9.60% Effective First Year Yield, assuming no withdrawals)	Minimum Guaranteed Interest Rate (MGIR): Currently 3.0%**	<u>Min:</u> 2,000 Qual 5,000 Non-Qual <u>Max:</u> 0-69 \$1,000,000 70-74 \$750,000 75-80 \$500,000	0-80 Qual & Non-Qual	10% of Contract Value Annually Starting Yr 2. Systematic W/D & RMD immediately. ²	14,14,13,12,11,10,9, 8,7,6,4,2,0% (12 years)	NCR-100 TIR-100
FPDA-12 Call for State Availability	3.40% ***	Minimum Guaranteed Interest Rate (MGIR): Currently 3.0%**	<u>Min:</u> 2,000 Qual 5,000 Non-Qual <u>Max:</u> 0-69 \$1,000,000 70-74 \$750,000 75-80 \$500,000	0-80 Qual & Non-Qual	10% of Contract Value Annually Starting Yr 2. Systematic W/D & RMD immediately. ²	9,8,7,6,5,4,3,2,1,0% (9 years)	NCR-100 TIR-100
SPIA-1 Immediate	Call Marketing for Quotes	N/A	<u>Min:</u> 10,000 <u>Max:</u> 0-69 \$1,000,000 70-74 \$750,000 75-80 \$500,000	0-90 Qual 0-90 Non-Qual	Income Options: 5-25 year Certain or Life options (with or without period certain) Payout Modes: Monthly, quarterly, semi-annual or annual.	N/A	N/A



Financial Markets, Inc.

800-888-2829

www.fm-inc.com - Marketing@fm-inc.com